

BT-A03 HC RF PA Serie

Wireless analog Heat&Cool room thermostat
for public areas
Vision® Wireless

Technical Data Sheet



Description

Vision® Wireless enables temperature control of individual rooms in heating and/or cooling systems.

It is a wireless system that requires the use of a wireless room thermostat to control the temperature of individual rooms through remote contacts.

The Vision® system allows full remote control of the system using the dedicated smartphone app Vision+ (iOS or Android) using the system's Wi-Fi connection.



VISION® WIRELESS A03 HC RF PA SERIES

The A03 HC RF PA analog wireless thermostat has been designed to electronically control various types of heating and/or cooling systems in public areas.

Temperature control is based on an internal sensor.

An external probe (10kΩ probe - P01228) can be connected without any additional external power supply.

A LED indicates when heating or cooling is on.

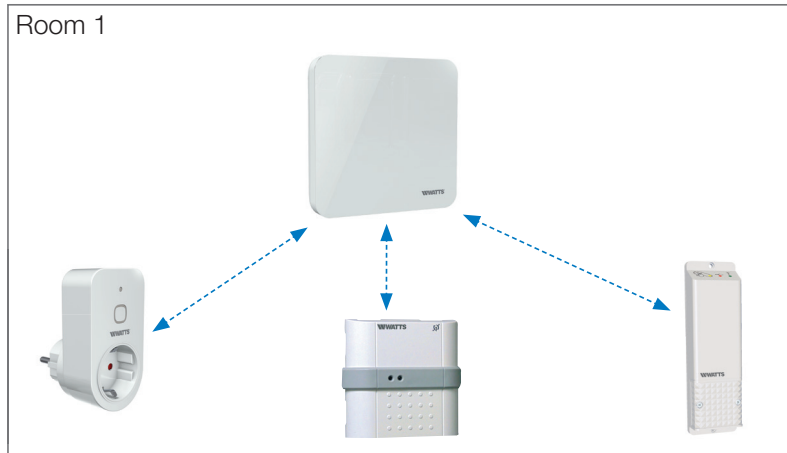
Type	Part No.	Description
BT-A03 HC RF PA	P08983	Analog Wireless Heat&Cool room thermostat Vision® Wireless A03 HC RF PA

- Thermostat compatible with Vision® Wireless system
- Temperature setpoint adjustment by a potentiometer on the rear face of the product
- Smartphone app control capability when paired with BT-CT03 RF central unit
- Heating and cooling system control
- Frost protection function
- Wall mounted or table mounted with a stand (included)
- Powered by 2 AAA batteries supplied

Optional: external probe.

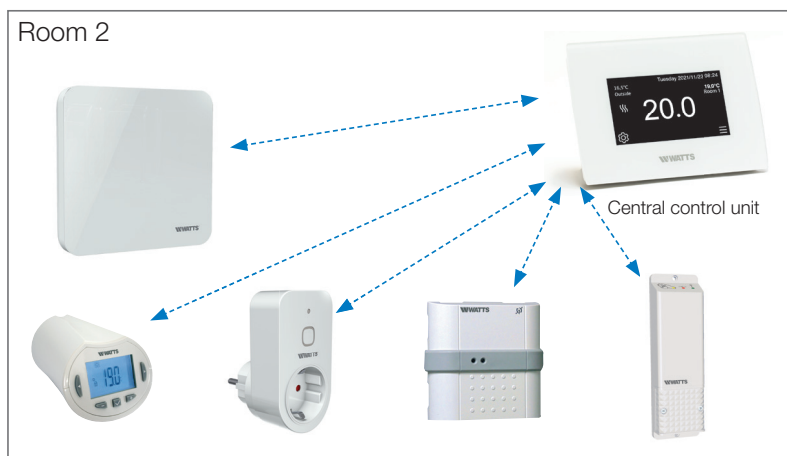
Technical specifications	
Operating temperature	0 to +50°C
Shipping and storage temperature	-20°C to +60°C
IP rating	IP30
Protection class	Class II
Temperature accuracy	0.1°C
ErP Class	Level I (1%)
Regulation type	Hysteresis 0.28°C
Temperature ranges: Comfort / Reduced / Anti-freeze	16°C to + 29°C / +7°C
Power supply	2 AAA LR03 1.5V Alkaline batteries, Life ~2 years
Radio frequency	868 MHz, <10mW, Bidirectional communication
Sensor	Internal and/or external (in option) NTC 10kΩ at 25°C
Standards	2014/35/EU, 2014/30/EU, 2014/53/EU, 2011/65/EU, 2012/19/EU, 2015/1188/EU

Examples of installation type



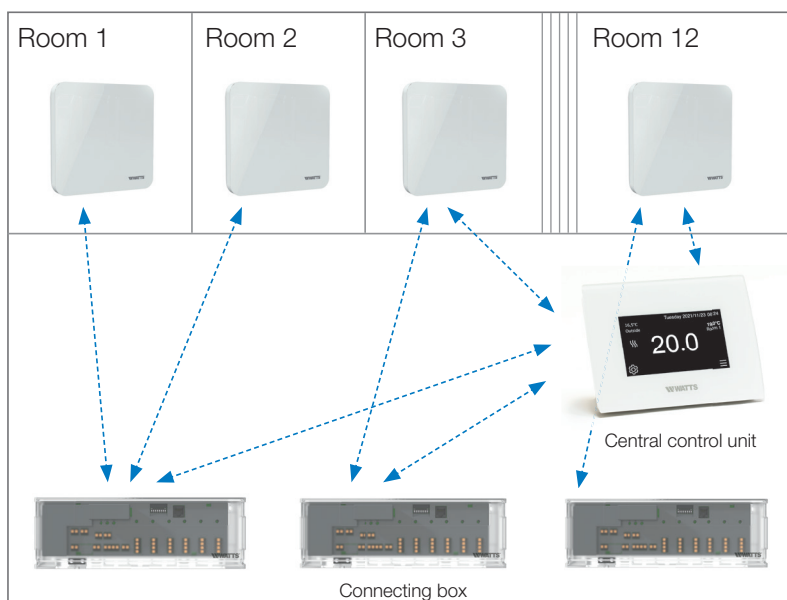
Type 1 - (room with thermostat and one or more receivers)

- Pair each receiver to the thermostat.
- Receivers control the system based on the thermostat temperature.



Type 2 - (room with thermostat and one or more receivers or thermostatic heads)

- Pair the thermostat with the central control unit before pairing the other devices.
- The other devices proceed with system control on the basis of thermostat temperature.



Type 3 - (floor heating system)

- Each thermostat is paired with a connecting box. The connecting box can be paired with a central control unit (BT-CT03). Pair the thermostat with the connecting box before pairing the other devices.
- During pairing, the central control unit automatically creates rooms according to the number of thermostats (rooms) paired with the connecting box. Default names are assigned to the rooms. You can change these in the "House creation" menu (you can identify these rooms with different set-point temperatures).

Specification text

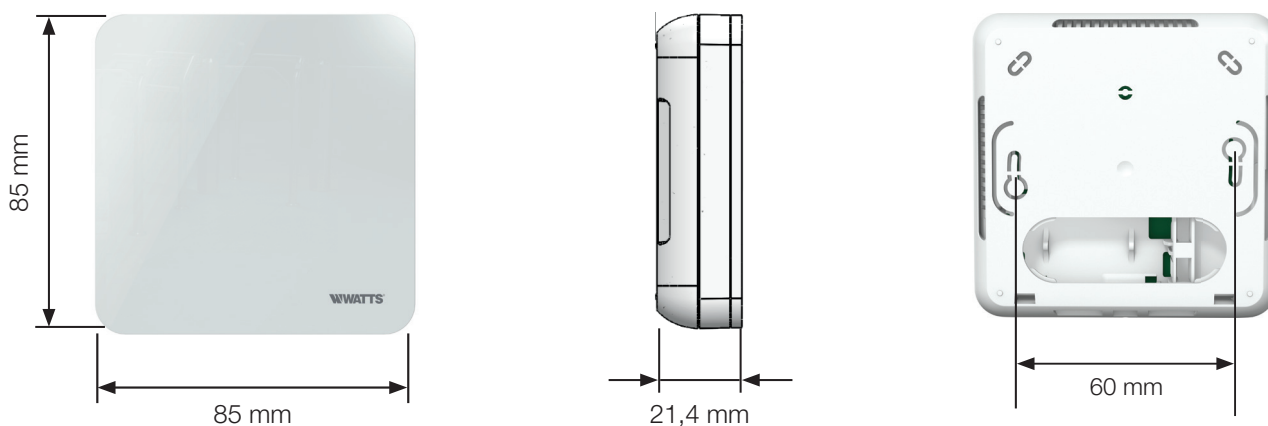
BT-A03 HC RF PA Series

The WATTS Vision® system BT-A03 HC RF PA controls the multi-zone heating and/or cooling system (up to 50 zones) with a complete remote control dedicated smartphone app. Analog wireless room thermostat for temperature control of individual rooms in a heating or cooling system. It can control 22CX electrothermal motors via the Vision® Wireless central unit BT-CT03. Temperature control is based on an internal sensor. An external probe (SENSOR 10kΩ - P01228) can be connected without any additional external power supply. A LED indicates the switching on of the heating by the activation of the signal.

Complies with standards: 2014/35/EU, 2014/30/EU, 2014/53/EU, 2011/65/EU, 2012/19/EU, 2015/1188/EU.

Overall dimensions (mm)

BT-A03 HC RF PA



Vision® Wireless

watts.eu

The descriptions and photographs contained in this product specification sheet are supplied by way of information only and are not binding.

Watts Industries reserves the right to carry out any technical and design improvements to its products without prior notice. Warranty: All sales and contracts for sale are expressly conditioned on the buyer's assent to Watts terms and conditions found on its website at www.wattsindustries.com. Watts hereby objects to any term, different from or additional to Watts terms, contained in any buyer communication in any form, unless agreed to in a writing signed by an officer of Watts.

WATTS®

Watts Industries France

1590 avenue d'Orange • CS 10101 Sorgues 84275 VEDENE CEDEX • FRANCE

Tél. +33 (0)4 90 33 28 28 • Fax +33 (0)4 90 33 28 29/39

contact@wattswater.com • www.watts.eu